


Production Worksheet

Wilcom EmbroideryStudio – Designing

Design: *Chicken Left*

Title: *Chicken Right*

Stitches: 3,525
Height: 8.50 in
Width: 8.50 in
Colors: 3
Colorway: Colorway 1
Zoom: 0.97




Stitches:	3,525
Height:	8.50 in
Width:	8.50 in
Colors:	3
Colorway:	Colorway 1
Zoom:	0.97

Design: *Chicken Left*


Title: *Chicken Right*

Zoom: 0.97


Babylock Destiny	0:04:34
------------------	---------




Color: 1
Stop: 1
Element: Fabric placement line
Code: 8
Name: Black
Chart: Default
Stitches: 351
Thread used: 6.14ft



Color: 7
Stop: 2
Element: Fabric tack down
Code: 3
Name: Red
Chart: Default
Stitches: 224
Thread used: 5.28ft



Color: 1
Stop: 3
Element: Feathers, outline
Code: 8
Name: Black
Chart: Default
Stitches: 1,825
Thread used: 25.82ft



Color: 11
Stop: 4
Element: Place applique fabric, tack down
Code: 11
Name: Dark Red
Chart: Default
Stitches: 1,125
Thread used: 17.12ft